

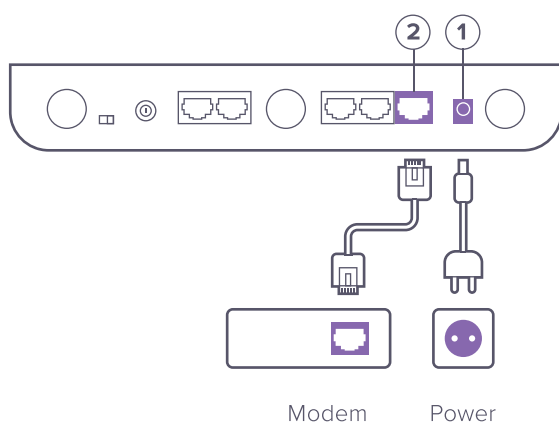
# WIRELESS ROUTER LYNX 5000

## INSTALLATION GUIDE ENGLISH



### 1 Connect

Connect the power adapter (1) then the network cable between your broadband modem and "Internet" port (2).



### 2 Your network

Your wireless network is already established. Your personal network name (1) and password (2) can be found on the underside of LYNX 5000.

Wireless network name  
(SSID)

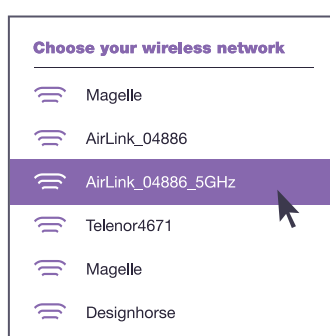


Default security keys



### 3 Choose network

With your PC, smartphone or tablet, you will be able to choose your personal network under network settings.



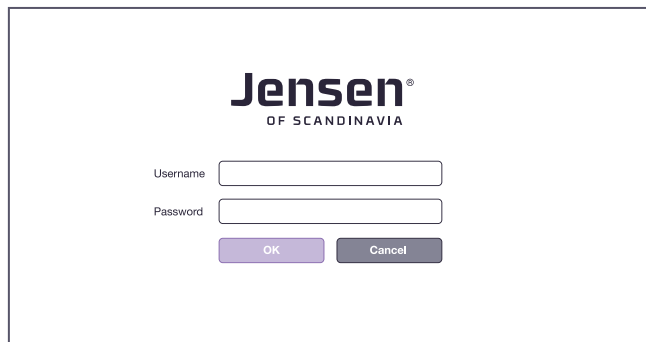
### 4 Finish

You are now connected to your LYNX 5000. Start your browser to check if you are connected to the Internet.



## 5 Log in (Settings)

To access the settings on your LYNX 5000, log in to the router by typing `http://192.168.38.1` in your browser (username = admin and password = 1234)



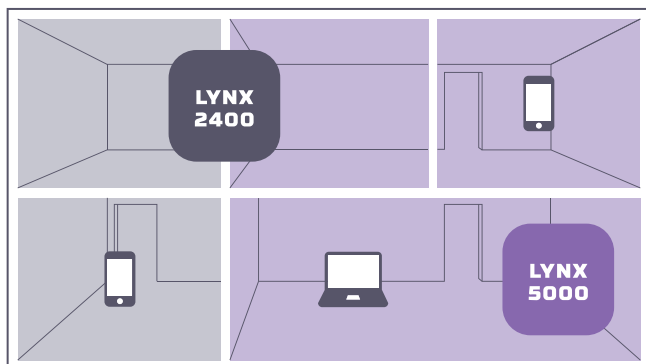
The login page for Jensen OF SCANDINAVIA features the company logo at the top. Below the logo, there are two input fields: 'Username' and 'Password'. At the bottom of the form, there are two buttons: 'OK' and 'Cancel'.

## \* Tips

### Extend your wireless network

LYNX 5000 works perfectly with a LYNX 2400 Extender.

Area of range:  LYNX 5000  LYNX 2400



## Support

### Free 12 months of phone support!

Norway: 22 32 30 76  
Sweden: 08 38 30 00  
Denmark: 70 70 21 22  
Finland: 09 455 21 22

### Opening hours:

Monday-Friday: 08.00-20.00  
Saturday: 14.00-18.00

You can also reach us by e-mail at [support@jensenscandinavia.com](mailto:support@jensenscandinavia.com)

## Easy Setup

If you want to customize LYNX 5000 with username, password, etc. the *Easy Setup* menu will provide you a step by step walkthrough.

## ? Frequently Asked Questions

### Where can I find my network name?

Your network name is located on the underside of LYNX 5000.

### How do I reset LYNX 5000?

Press the WPS/RESET button for 30 seconds.

### What is my username and password to the LYNX 5000 settings menu?

Your default username is: admin

Your default password is: 1234

Declaration of Conformity with Regard to EU Directive 1995/5/EC (R&ETTE) Directive: Hereby, Jensen of Scandinavia AS, declares that this wireless range extender is in compliance with the essential requirements and other relevant provisions of Directive 1995/5/EC. The declaration of conformity may be consulted at [www.jensenscandinavia.com/rtte](http://www.jensenscandinavia.com/rtte)

### This requirement may be operated in all EU and EFTA countries:

AT, BE, BG, CY, CZ, DK, EE, FI, FR, DE, GR, HU, IS, IE, IT, LV, LI, LT, LU, MT, NL, NO, PL, PT, RO, SK, SI, ES, SE, CH, TR, BG

### Product usage restrictions:

This product is intended for indoor use only.

**Jensen®**  
OF SCANDINAVIA

[www.jensenscandinavia.com](http://www.jensenscandinavia.com)

