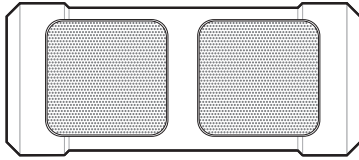



BUDDY SPORT



1x  Charging cable

1x  Audio cable

1x  Charger



Jensen
SCANDINAVIA

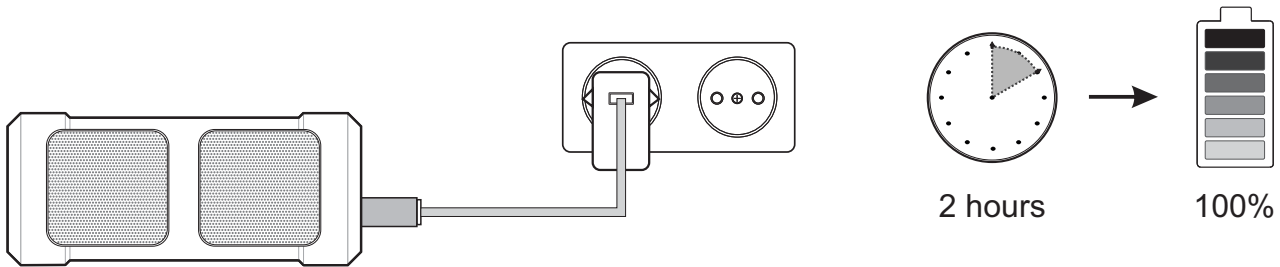
1

Charging your speaker

Please charge your speaker for 2 hours.

The LED light will lit red when charging and then turn off when fully charged.

You can use the speaker while charging.

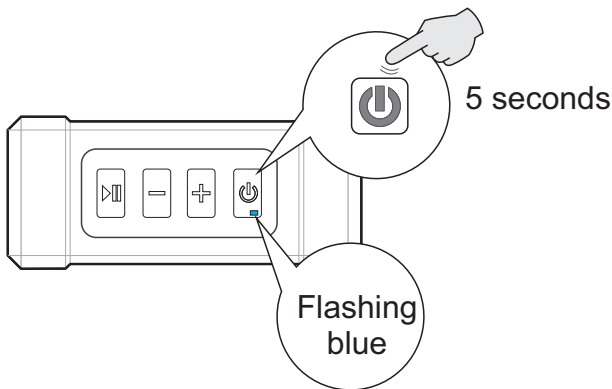


2

Power on your speaker

Press and hold the power button for 5 seconds.

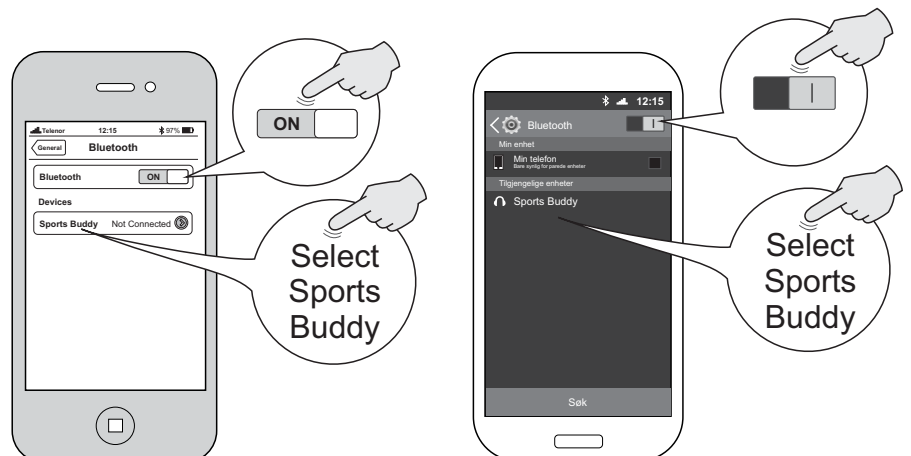
Your speaker is now ready to be connected (LED flashing blue)



3

Connect your device

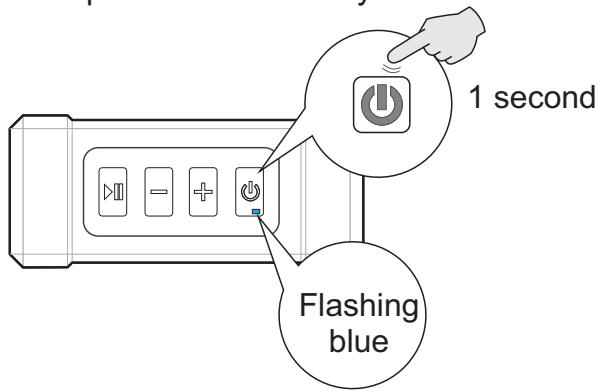
From your bluetooth device open the bluetooth menu and connect to Buddy.



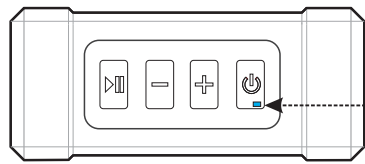


Disconnect

You can disconnect a connected bluetooth device by pressing the power button for 1 second. The speaker is now ready to be connected by a new bluetooth device. (LED flash blue)



LED light



Solid BLUE		= Connected
Flashing BLUE		= Not connected / pairing mode
Flashing WHITE		= Low battery
Solid RED		= Charging

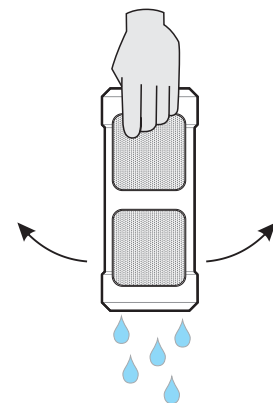


Important information

- A fully charged battery gives up to 12 hours playback time when used at 50% sound level.
- The speaker will switch off automatically if not used for 10 minutes.



- The speaker are dust protected and can resist water immersion up to 1m for 5 minutes.
- The speaker can be used in rainy conditions.
- If the speaker has been immersed in water, please drain by shaking the speaker with connectors facing down.



Warranty

Your speaker has 3 years warranty from the date of purchase. Water proof warranty (immersed in water) is limited to 1 year.