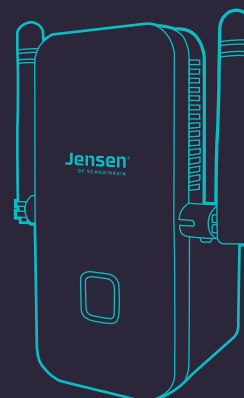


# WIFI RANGE EXTENDER EAGLE 1500

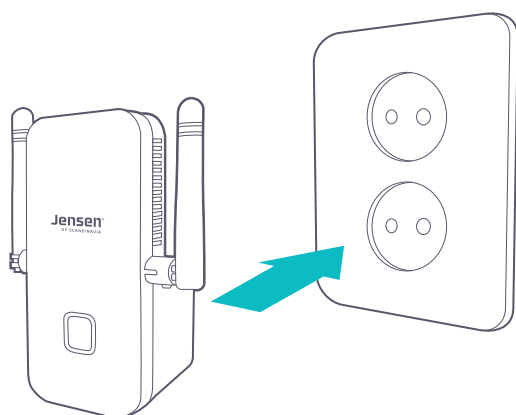
Jensen®  
OF SCANDINAVIA

## INSTALLATION GUIDE ENGLISH



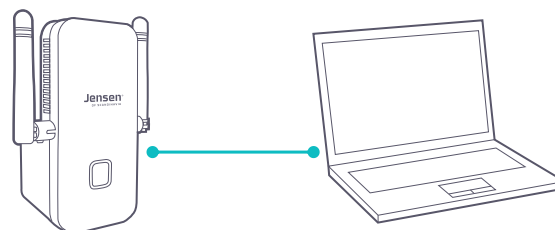
### 1 Electrical Outlet

Connect Eagle 1500 to a power outlet within 3 metres from your wireless router.



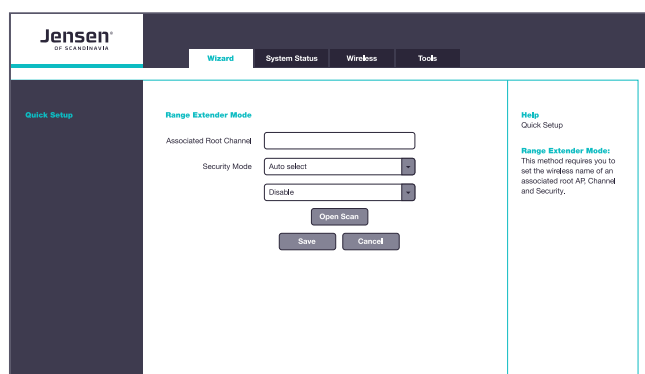
### 2 Connect the Eagle 1500

Connect your PC/Mac to the Eagle 1500 using the enclosed network cable.



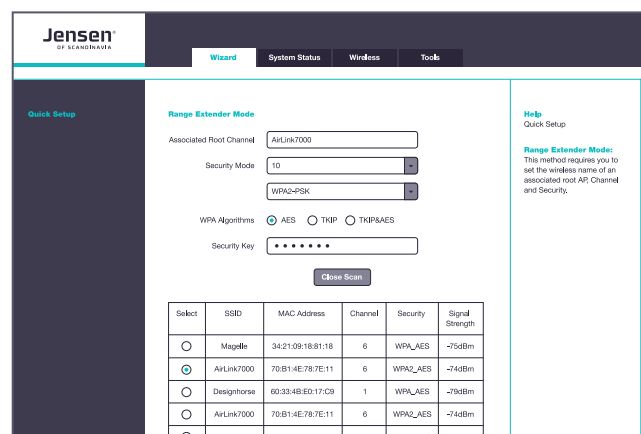
### 3 Internet browser

Open your browser (Chrome, Firefox or IE). If the Eagle 1500 page is not automatically displayed, enter the address <http://jensen.setup> and press ENTER.



### 4 Wireless Network

Choose your wireless network in the list.



## 5 Password

Enter the password for the existing wireless network, and click SAVE. Wait while the device completes setup (approx. 2 min).

Select	SSID	MAC Address	Channel	Security	Signal Strength
<input type="radio"/>	Magpie	34:21:09:18:81:18	6	WPA_AES	~75dBm
<input checked="" type="radio"/>	AirLink7000	70:B1:4E:78:E1:11	6	WPA2_AES	~74dBm

## 6 Completed

You may now disconnect the network cable and move Eagle 1500 to where you want to extend your range.

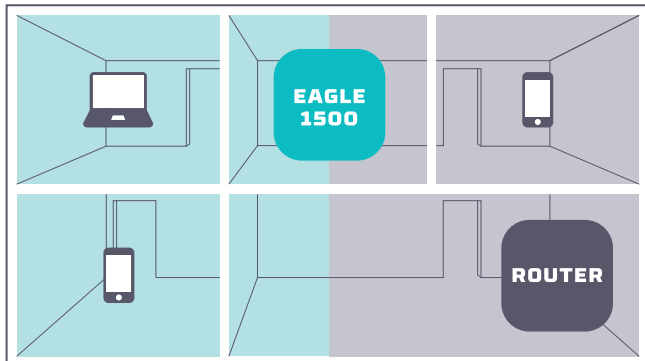


## \* Tip

### Positioning of Eagle 1500

Move Eagle 1500 to where you want to extend your range.

Area of range: ■ EAGLE 1500 ■ ROUTER



## ? FAQ

### Unstable connection from Eagle 1500

Move Eagle 1500 closer to the wireless router and/or the channel the router is transmitting on, as interference may be the cause.

### How do I reset Eagle 1500?

Press the RESET button next to the LAN port.

### Does Eagle 1500 support 5GHz networks?

Eagle 1500 supports only 2.4GHz and is not capable of extending a 5GHz network.

## Support

### Free 12 months of phone support!

Norway: 22 32 30 76

Sweden: 08 38 30 00

Denmark: 70 70 21 22

Finland: 09 455 21 22

### Opening hours:

Monday-Friday: 08.00-20.00

Saturday: 14.00-18.00

You can also reach us by e-mail at [support@jensenscandinavia.com](mailto:support@jensenscandinavia.com)

Declaration of Conformity with Regard to EU Directive 1995/5/EC (R&ETTE) Directive:  
Hereby, Jensen of Scandinavia AS, declares that this wireless range extender is in compliance with the essential requirements and other relevant provisions of Directive 1995/5/EC. The declaration of conformity may be consulted at [www.jensenscandinavia.com/rtte](http://www.jensenscandinavia.com/rtte)

### This requirement may be operated in all EU and EFTA countries:

AT, BE, BG, CY, CZ, DK, EE, FI, FR, DE, GR, HU, IS, IE, IT, LV, LI, LT, LU, MT, NL, NO, PL, PT, RO, SK, SI, ES, SE, CH, TR, BG

### Product usage restrictions:

This product is intended for indoor use only.

**Jensen®**  
OF SCANDINAVIA

[www.jensenscandinavia.com](http://www.jensenscandinavia.com)

